

A.R.C.
LASER

enlighten your surgery.

WOLF
SURGICAL LASER

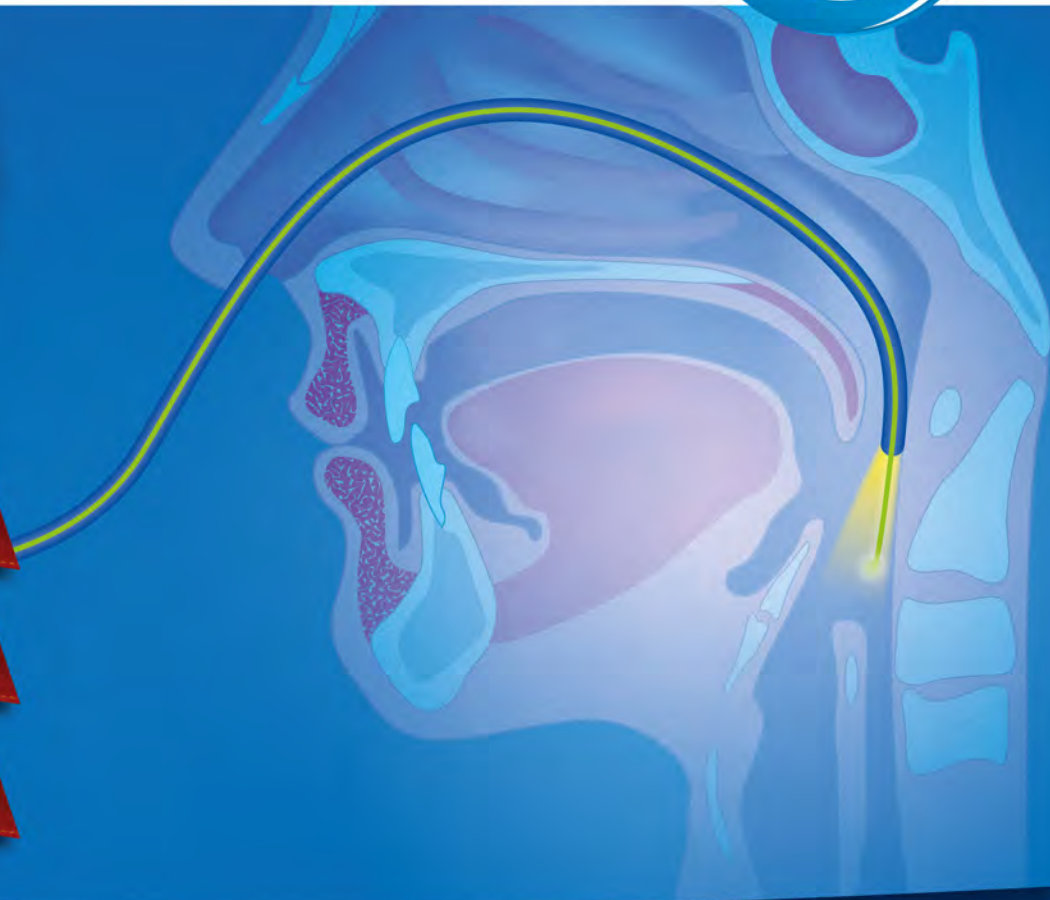
TruBlue



**PHOTO-
ANGIOLYTIC**

**NON-CONTACT
CUTTING**

**FIBER GUIDED
LASER**



WOLF TruBlue Laser


ADVANTAGES:

- Bloodless surgery
- Non-contact cutting, low necrosis zone
- Flexible accessories
- Versatile system for a wide range of applications
- Smaller than a „shoe box“





The smallest “CO₂ + KTP”-like laser unit for coagulation, vaporisation and bloodless surgery inside an extremely flexible glass fiber. Join the TruBlue revolution!

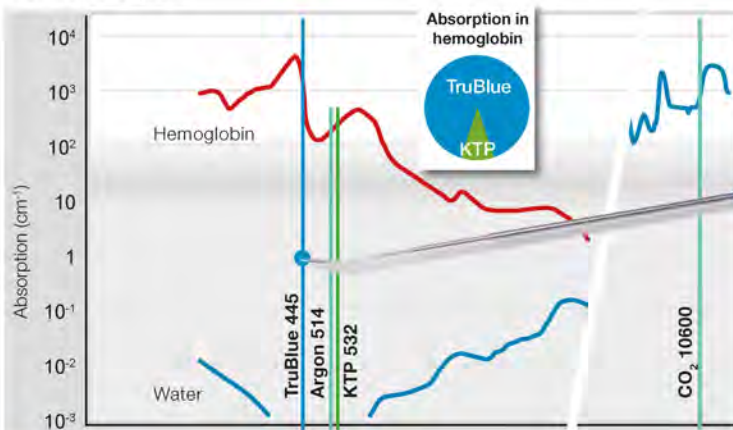


Versatility meets Efficiency

The Wolf TruBlue gives you a vast versatility in applications. You are also free to apply the laser in contact or non-contact mode to meet the most beneficial requirements of your desired application in

- ▶ Rhinology
- ▶ Laryngology
- ▶ General surgery
- ▶ Otology

Truly Convincing: The WOLF TruBlue cuts similar to CO₂ laser in non contact and simultaneously shows superb coagulation characteristics. Thanks to those properties and its high absorption in hemoglobin while being transparent for water (photoangiolytic effect) the WOLF TruBlue offers a spectrum of application that seeks its equal.



TruBlue – Don't call it CO₂

The shockproof and portable WOLF offers unprecedented design, size and function. The laser is supporting a variety of fibers with 300, 400 or 600 micron, providing you with high flexibility. Advances in fiber optics have made them ideally suited for endoscopic use, to travel through routes in the human body where no hand or scalpel has gone before.

Advantages

- ▶ Convincing wavelength properties and flexibility.
- ▶ Allows outpatient treatment in local anesthesia.
- ▶ Low costs of accessories and maintenance.

Superb Quality and Safety

For us quality and safety come first. The unit offers superb quality and is backed by a full 2 year warranty.

